

## NOTICE OF SALE

### Department of Natural Resources & Conservation Timber Sale

The Swift Creek Timber Permit is located within Section 32, of T32N-R22W, on the State's Stillwater Unit. Approximately 603 tons, consisting of mixed conifers sawlogs, are offered for sale.

Sealed bids will be opened at the Department of Natural Resources & Conservation, Northwest Land Office, 655 Timberwolf Parkway, Suite 1, Kalispell, Montana on **June 17, 2026 at 2:00 p.m.** Bids may be hand delivered or mailed and will be accepted any time prior to the bid opening. DNRC recommends that bidders contact the Trust Land Management Division (406-751-2240) prior to the bid opening to ensure that your bid has been received. **Bids must be accompanied by a deposit of \$611.00**, representing 5% of the minimum bid value of the sale in cashier's check, certified check, bank money order or bank draft to be applied to the first sale invoice for the successful bidder. Bid bonds will be accepted and, for the successful bidder, will be closed upon execution of the Timber Permit Contract and Timber Permit Bond.

The permit will be awarded to the highest responsible bidder. If the successful bidder is unable to execute the contract within **30** calendar days from the date the permit is awarded, the bid deposit will be retained by the Department as liquidated damages. The right is reserved to reject any or all bids.

Prospective bidders can obtain the permit prospectus, permit contract and bid forms from the Department of Natural Resources & Conservation, Trust Land Management Division, in Kalispell (406-751-2240).

Visit our website at <http://dnrc.mt.gov/divisions/trust/forest-management/timber-sale-information> for upcoming sales and bid results.

**TIMBER PERMIT PROSPECTUS**  
**STATE OF MONTANA DEPARTMENT OF NATURAL RESOURCES AND CONSERVATION**

<b>Timber Permit Name: Swift Creek Timber Permit</b>	
<b>For specific permit information, contact: Sam Bracken</b>	
Phone	406-881-2668
	Unit Office Stillwater, Olney, MT

**General Bidding Information**

1. Bids must be submitted on Department of Natural Resources & Conservation (State) bid forms.
2. Timber will be sold to the highest responsible bidder; however, the State reserves the right to reject any or all bids.
3. The State recommends that bidders contact the Stillwater Unit before the bid opening to ensure that your bid has been received.
4. A **Bid Deposit** must accompany all bids and must be in the form of cash, cashiers check, certified check, money order, bank draft, surety bond or irrevocable letter of credit.
5. The Purchaser must submit a **Performance Bond** to the State within 30 days of notification of permit award. The bond amount will be, at a minimum, 20% of the total bid value of the permit. The performance bond may be cash, irrevocable letter of credit, surety bond or certificate of deposit. The performance bond must be maintained separately from other payments for the duration of the Timber Permit Contract. See the Timber Permit Contract for additional information.
6. The purchaser must submit an **Advance Stumpage Payment** prior to cutting any timber. The amount of the advance stumpage payment will cover six weeks of harvesting and be based on the expected harvest rate and the bid value of the stumpage. The advance stumpage payment may be cash, irrevocable letter of credit, payment bond or certificate of deposit.
7. At rates specified in the Contract, the purchaser will pay **Forest Improvement Fees** on all sawlog volume
8. This permit is being sold based on the gross weight of all species. Minimum price and bid price are on a per ton basis. Unless otherwise specified, the price applies to all species, green and dead. Price may vary by product. Billing will be based on gross weight. A weight ticket from a certified scale is required for each load hauled, regardless of product type.
9. The State has estimated the net scale merchantable sawlog volume to be sold under this Contract. Other products may be part of this permit. All delivered wood will be weighed and billed at per ton bid rates. The State recognizes that a percentage of delivered wood may not meet the log manufacturing and recovery standards of the Timber Permit Contract. The actual percentage will vary based on the log manufacturing and recovery specifications of the purchaser and tree conditions in the permit area. The actual delivered weight may vary, resulting in an overrun or under-run of the estimated tonnage. The State strongly recommends that bidders evaluate these effects before bidding.
10. The State does not conduct detailed road appraisals. All appraised costs are gross estimates or averages, provided only to show the relative amount of work required, and not the true market value. The State strongly recommends that bidders make their own estimates based on Contract requirements. Cost estimates provided are not guaranteed.
11. Bidders are encouraged to examine the complete Timber Permit Package and Permit Area prior to bidding. Additional information is available at the phone numbers shown above.
12. Estimates for permit volume, species percents, defect, product class, etc. provided in this prospectus and volume estimates listed in the Timber Permit Contract are not guaranteed.
13. This prospectus is provided for information purposes only. If the prospectus is in error or contradicts the Timber Permit Contract, the Contract governs.

**Additional Permit Information:**

- Permit is located 7 miles north of Whitefish, Montana, and is accessed by the Swift Creek Trailhead parking lot off Delray Road, and a restricted road accessed from the Lower Whitefish Road (see Swift Creek Timber Permit Map).
- The operating period for this permit is **September 8<sup>th</sup> through October 31<sup>st</sup>, 2026**. Clear and timely coordination with the Forest Officer is required as this timber permit is circumscribed by a licensed trail system and popular trailhead. Trailhead and trail closure will be required once harvesting operations begin.
- Log hauling may only occur during weekdays, Monday – Friday, unless prior approval for weekend or holiday log hauling is received from the Forest Officer.

**Timber Sale Information Sheet**  
**Montana Department of Natural Resources and Conservation**

Swift Creek Timber Permit												
Timber Sale Cruise Data (Scribner 5.6" top DIB, Filter: All   All   Cut)												
SPECIES	PP	DF	WL	LP	ES	GF	RC	AF	WP	WH	Dead	TOTAL or AVE
Minimum Bid per ton												\$20.26
Pounds per cubic foot		61.7	58.3			60.0					40.0	
Estimated CF		13353.8	7000.9			477.0					4490.8	25,323 CF
Estimated CF of non-sawlog material		74.2	30.4			0.8					37.3	143 CF
Estimated tons of sawlogs		399	187			8					9	<b>603 tons</b>
Estimated tons of non-sawlog material		2	1			0					0	3 tons
Gross MBF		61	38			2					21	122 MBF
% Cull and Breakage		3.0	8.8			45.0					91.5	20.4%
Net MBF		59	35			1					2	<b>97 MBF</b>
Average logs per MBF		16.4	13.2			24.5					34.2	15.7 logs/MBF
Average DBH		15.7	16.3			20.0					14.7	15.6 in.
Average tons to cut per acre												62 tons/ac
Average MBF to cut per acre												9.9 MBF/ac
Total Average TPA Cut												68
Calculated Sampling Error: Total cruised volume will fall between	69 and 125 Net MBF in 9 out of 10 cruises										28.6%	
Tons Per Thousand Board Feet												
Conversion Factor - Estimated tons hauled per thousand Scribner board feet	603 estimated tons / 97 Net MBF											6.22 tons/MBF

Contract Information	
Contract Termination Date:	11/16/2026
Operating Period:	September 8th 2026 to October 31 2026

**Timber Sale Information Sheet**  
**Montana Department of Natural Resources and Conservation**

<b>Logging Information</b>	
% of volume logged by clearcut or seed tree cut	100%
% of volume logged with tractors	100%
% of volume logged by skyline	00%
% of volume logged by other system (specify)	00%
Yarding distance tractor (average)	600 ft.
Yarding distance skyline (average)	0 ft.
Yarding distance other system (specify)	0 ft.
Estimated haul distance (paved)	32.0 miles
Estimated haul distance (unpaved)	1.0 miles

<b>Purchaser fees and estimated costs</b>	
Forest Improvement fee perMBF	\$26.60/MBF
Forest Improvement fee per ton	\$4.28/ton
Forest Improvement fee estimated total	\$2,580.84
Forest Improvement fee quarterly installment	\$430.14
Estimated Purchaser-do FI total \$	\$0
Estimated Purchaser-do FI per ton	\$0.00/ton
Estimated Purchaser-do slash disposal work total	\$0.00
Estimated Purchaser-do slash disposal work per ton	\$0.00/ton

<b>Road development and maintenance fees and estimates</b>	
Estimated road development cost total	\$0
Estimated road development cost per ton	\$0.00/ton
Estimated road development cost perMBF	\$0.00/MBF
Estimated Purchaser-do road maintenance cost total	\$910
Estimated Purchaser-do road maintenance cost per ton	\$1.51/ton
Private road maintenance charges per ton	\$0.00/ton
USFS road maintenance charges per ton	\$0.00/ton
Miles of road construction	0.0 miles
Miles of road reconstruction	0.0 miles
Miles of road with site improvements	0.0 miles
Miles of road reclamation or abandonment	0.0 miles
Miles of road maintenance and blading	0.0 miles

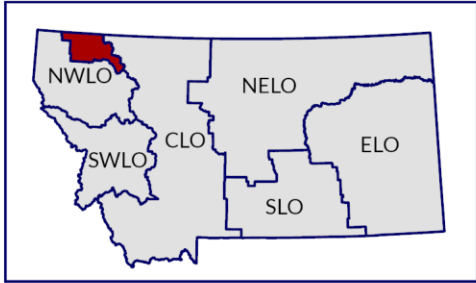
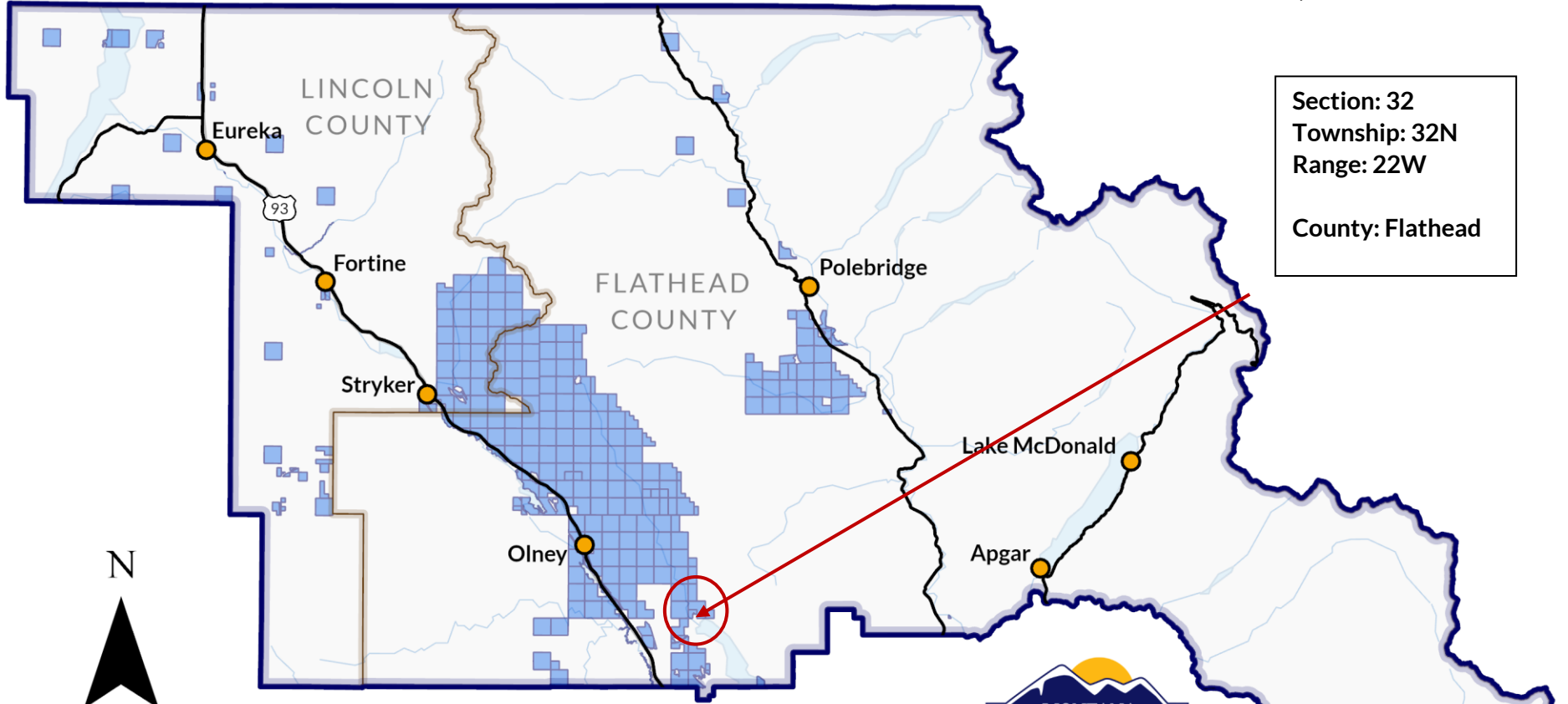
<b>Unit harvest volume</b>				
Unit #	Acres	Est Tons	Est MBF	Harvest Deadline
1	9.77	603	97	October 31, 2026

# State Trust Land Vicinity Map

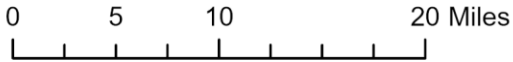
## Stillwater Unit

Swift Creek Timber Permit

Section: 32  
Township: 32N  
Range: 22W  
County: Flathead



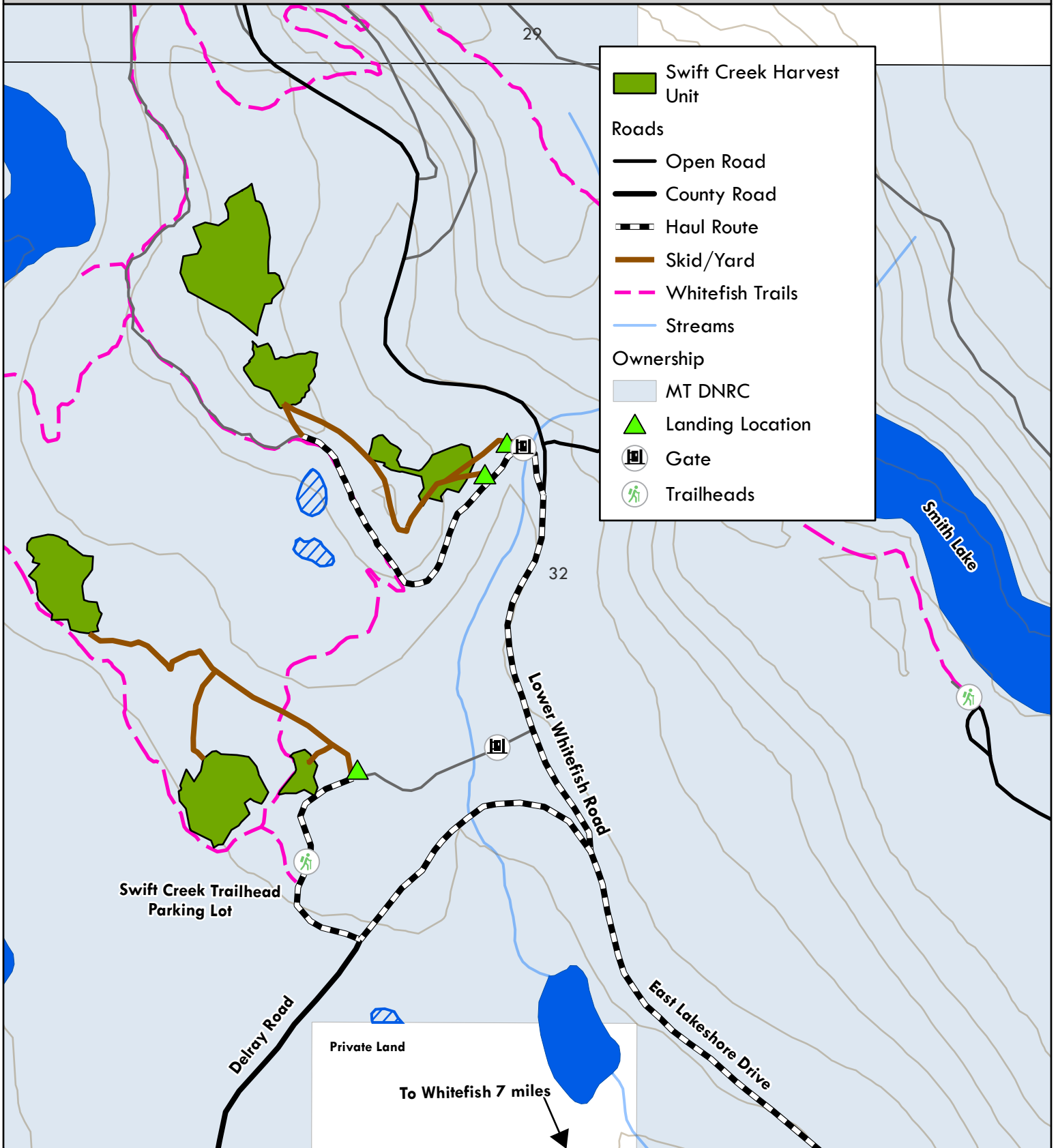
- Towns
- County Lines
- Major Roads
- Rivers & Lakes
- State Trust Land



# Swift Creek Timber Permit Map

T32N R22W Section 32

Attachment A: 2 of 2



**Swift Creek Harvest Unit**

**Roads**

- Open Road
- County Road
- Haul Route
- Skid/Yard
- Whitefish Trails
- Streams

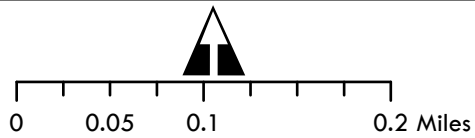
**Ownership**

- MT DNRC
- Landing Location
- Gate
- Trailheads

Private Land  
To Whitefish 7 miles



March 16, 2026



Les H. Thomas

